

# IT1 Remote Display



**Remote Display IT1  
for Connection  
to SysTec  
Weighing Terminals**

# IT1 Remote Display – Technical Data

## Construction

Compact stainless steel housing protected to IP69K, for desk-top, wall-mount and column-mount installation or as panel-mount version, suitable for harsh environments, all cable connections through sealed cable glands or M12 connectors.

## Display and keyboard

**Bright 4.3" (11 cm) color screen** for indication of weight and operator prompts and calibration.

**Sealed membrane keyboard with tactile feedback**, with soft keys for zero setting, taring, and special functions (possibility to enable / disable each function).





## Applications

The IT1 remote display is intended for the indication of weights in combination with the SysTec weighing terminals:

- IT1
- IT3
- IT2000M
- IT4000E
- IT6000E
- IT8000E.

## Displayed information

In addition to the weight, the high contrast display also shows scale status symbols:

-  Scale in motion
-  Scale in zero range
-  Net weight
-  Scale in overload

## Data transmission

Communication between weighing terminal and IT1 remote display is selectable as:

- Ethernet
- Plug-on interface module (SIM), selectable as RS232 interface (up to 15 m) or RS485 4-wire interface (up to 500 m).

## Electrical connection

110–240 V AC, 50/60 Hz  
or 12–30 V DC via integrated power supply unit.

## Operating temperature

–10 °C (+14 °F) to +40 °C (+104 °F), 95 % relative humidity, non-condensing.

## Options

### Splash and dust cover

Transparent plastic cover to protect display and keyboard.

### Connection cable

For Ethernet or serial connection to the weighing terminal.  
Cable length 5 m, 10 m or customized up to max. 500 m.

## Construction:

### Desk-top or wall-mount installation



- Stainless steel housing, IP69K, NEMA 4X
- Desk-top installation
- Dimensions W x H x D: 168 x 177 x 115 mm (6.6" x 7.0" x 4.5")




- Stainless steel housing, IP69K, NEMA 4X
- Wall-mount installation
- Dimensions W x H x D: 168 x 151 x 121 mm (6.6" x 5.9" x 4.8")

### Panel-mount version



- Stainless steel housing, fascia plate protected to IP69K, NEMA 4X
- Panel-mount installation
- Dimensions W x H x D: 182 x 145 x 47 mm (7.2" x 5.7" x 1.9")
- Cut-out in panel: 165 x 129 mm (6.5" x 5.08")

**Directives:** 2014/31/EU, 2014/30/EU, 2014/35/EU

 EC: Test Certificate as remote display (pending)

**Standards:** EN 45501, OIML R 76-1, EN 61000-6-2, EN 61000-6-3, NAMUR NE21, EN 62368-1 WELMEC 8.8

SysTec Systemtechnik und Industrieautomation GmbH  
Tel. +49 (0) 2238 - 9663-0 – www.systemnet.com

Sales and service

Subject to change without notice

ST.2309.1884 IT1\_FAZ\_DBE.PDF 11.2020